

Electrochemistry | Hot Paper |

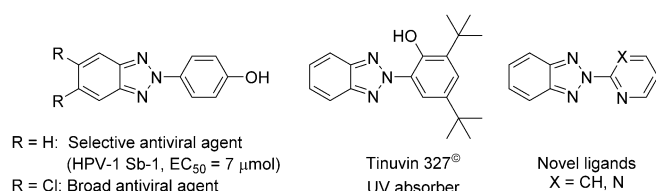
Selective and Scalable Electrosynthesis of 2H-2-(Aryl)-benzo[d]-1,2,3-triazoles and Their N-Oxides by Using Leaded Bronze Cathodes

Tom Wirtanen, Eduardo Rodrigo, and Siegfried R. Waldvogel*^[a]

In memory of Jun-ichi Yoshida.

Abstract: Electrosynthesis of 2H-2-(aryl)benzo[d]-1,2,3-triazoles and their N-oxides from 2-nitroazobenzene derivatives is reported. The electrolysis is conducted in a very simple undivided cell under constant current conditions with a leaded bronze cathode and a glassy carbon anode. The product distribution between 2H-2-(aryl)benzo[d]-1,2,3-triazoles and their N-oxides can be guided by simply controlling the current density and the amount of the charge applied. The reaction tolerates several sensitive functional groups in reductive electrochemistry. The usefulness and the applicability of the synthetic method is demonstrated by a formal synthesis of an antiviral compound.

The intriguing and versatile chemical and physical properties of 2H-2-(aryl)benzo[d]-1,2,3-triazoles have made them a frequently used substructure in many different functional molecules and commercial products. Just to name a few examples, 2H-2-(aryl)benzo[d]-1,2,3-triazole containing molecules have been studied thus far as novel ligands^[1] (Scheme 1), as poten-



Scheme 1. Various applications of the 2H-2-(aryl)benzo[d]-1,2,3-triazole motif.

[a] Dr. T. Wirtanen, Dr. E. Rodrigo, Prof. Dr. S. R. Waldvogel
Department Chemie

Johannes Gutenberg-Universität Mainz
Duesbergweg 10–14, 55128 Mainz (Germany)

E-mail: waldvogel@uni-mainz.de

Homepage: <http://www.chemie.uni-mainz.de/OC/AK-Waldvogel/>

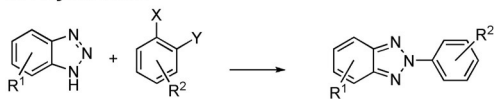
Supporting information and the ORCID identification number(s) for the author(s) of this article can be found under:
<https://doi.org/10.1002/chem.201905874>.

© 2020 The Authors. Published by Wiley-VCH Verlag GmbH & Co. KGaA. This is an open access article under the terms of Creative Commons Attribution NonCommercial-NoDerivs License, which permits use and distribution in any medium, provided the original work is properly cited, the use is non-commercial and no modifications or adaptations are made.

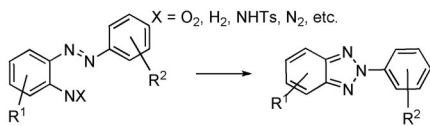
tial treatment to Duchenne muscular dystrophy^[2] and as antivirals with either a broad inhibitory spectrum or a high selectivity towards human poliovirus type 1 Sabin strain (HPV-1, Sb-1).^[3] In technical products, the motif has found use in UV absorbers (BASF, Tinuvin[®]) and its use as fluorescent light-emitting element has been patented.^[4] Furthermore, also 2H-2-(aryl)benzo[d]-1,2,3-triazole-1-oxides are versatile synthetic intermediates as the oxygen can be exploited to tune the reactivity in C–H functionalizations.^[5] Hence, developing new sustainable synthetic methods for both 2H-2-(aryl)benzo[d]-1,2,3-triazoles and to their N-oxides preferably from a single starting material is of very high importance.

Broadly, 2H-2-(aryl)benzo[d]-1,2,3-triazoles are synthesized either with an arylation of N-unsubstituted benzo[d]-1,2,3-triazoles or by cyclizing 2-substituted azobenzenes either oxidatively or reductively (Scheme 2). In the former, benzo[d]-1,2,3-triazoles are N²-arylated with aryl halogens catalyzed by Pd,^[6] Cu^[7] or Fe/Cu,^[8] with iodine(III) compounds with^[9] or without^[10] transition metal catalysts, with silyl aryl triflates,^[11] and in S_NAr reactions with electron-deficient fluoroaryls.^[12]

In the second strategy, 2-substituted azobenzenes or azoxybenzenes are either oxidatively or reductively cyclized. Oxidatively, this sequence has been realized with (2-tosylamino)azobenzenes^[13] and 2-aminoazoxybenzenes^[14] using Ph(OAc)₂ as oxidant, or by oxidizing 2-aminoazobenzenes with Cu^{II},^[15] Cu/Py/O₂,^[16] Ph(OAc)₂,^[17] or NaOCl.^[18] Substrates with *ortho*-N₃-moiety, that can also be prepared in situ from suitable starting materials, are cyclized thermally^[19] or by various different reagents such as BCl₃,^[20] BF₃,^[20] Pd/TBHP,^[21] and CuI/TMEDA.^[22] In addition, reduction of 2-nitroazobenzenes can also give access to 2-substituted benzo[d]-1,2,3-triazoles and this has been realized using P(III/V)/PhSiH₃,^[23] Zn,^[24] SmI₂,^[25] hydroxylamine,^[26] thiourea S,S-dioxide,^[27] baker's yeast,^[28] Ru₃(CO)₁₂/CO^[29] or Ag.^[30,31] Furthermore, also galvanostatic^[32] and potentiostatic^[33] electroreductive conditions have been reported in 1903 and 2000, respectively. Notably, many of these reductive protocols focus only on the synthesis of 2H-2-(2-hydroxyphenyl)benzo[d]-1,2,3-triazole derivatives and synthetic methods with a broader scope and a more diverse variation in the aryl rings have not been elaborated. Beyond these described strategies, also intramolecular cyclization of 2-nitrophenyl(phenyl)carbodiimide can give access to 2H-2-(aryl)benzo[d]-1,2,3-triazole with a loss of CO₂.^[34]

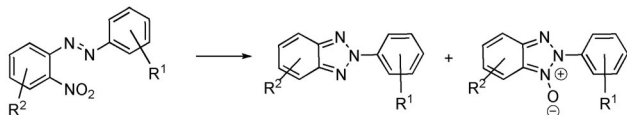
N-Arylations:

* Atom economy * $N^{1,3}$ - N^2 regioselectivity * Transition metal catalysts * Reagent waste

Redox cyclizations:

✓ Control of regiochemistry

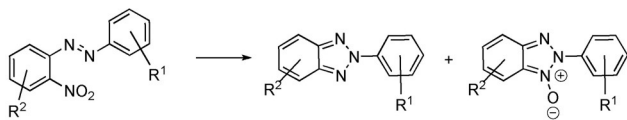
* Prefunctionalization * Stoichiometric reagents * Transition metals

Previous cathodic cyclizations:

✓ Only electrons as stoichiometric reductants ✓ Control of regiochemistry

* A single isolated yield * Ambiguous experimental details (Elbs & Keiper 1903)

* Potentiostatic * Divided cell * LiClO_4 electrolyte * Pt electrodes (Kim et al. 2000)

This work:

✓ Galvanostatic ✓ Undivided cell ✓ 21 examples ✓ Safe and sustainable electrodes and electrolyte ✓ Scalable

Scheme 2. Synthetic approaches to 2H-2-(aryl)benzo[d]-1,2,3-triazoles and 2H-2-(aryl)benzo[d]-1,2,3-triazole-1-oxides.

Unfortunately, one or more drawbacks hamper the synthetic utility of these strategies (Scheme 2). For example, regioselectivity between $N^{1,3}$ - N^2 sites is a common and severe challenge in the arylations of the N-unsubstituted benzo[d]-1,2,3-triazoles. Although there have been recently significant advances to address this shortcoming, most of these methods also suffer from a poor atom economy. The regioselectivity issue is averted when 2-substituted azobenzenes or azoxybenzenes are cyclized oxidatively or reductively, but again, these approaches are hindered either by the use of transition-metal catalysts, highly sophisticated organocatalytic systems or enzymes, the necessity to install N-substituents, or by the required (over)stoichiometric amounts of oxidants or reductants. The published electrochemical procedures elegantly eliminate the need of redox reagents and also address other important issues, but they as well have limitations. In the first communication, only a single isolated yield was reported, whereas the latter report focuses mainly onto the synthesis of 2H-2-(2-hydroxyphenyl)benzo[d]-1,2,3-triazoles.^[32,33] The yields obtained with them were excellent, but a significant drop was realized when the 2-hydroxyphenyl moiety was substituted (40–63%). Furthermore, the use of LiClO_4 as the supporting electrolyte, the three-electrode arrangement, and the platinum electrodes combined with the high amount of required charge present safety, scalability, and economic issues, respectively. This makes these

methods very limited useful for synthetic applications and not exploitable for technical processes.

Synthetic organic electrochemistry has in recent years experienced a renaissance and it can be regarded as a pinnacle of sustainability in many terms. For instance, electrons or holes can replace chemical redox reagents that reduces both the waste and the cost of the synthesis. The green aspects of electrochemistry are evident in numerous different types of reactions,^[35] particularly in arylations.^[36] Encouraged by our recent success in the electroreductive functionalization of nitroarenes^[37] and the discovery of leaded bronzes as safe and efficient alternatives for lead,^[38] we set to develop new general electrochemical conditions for the synthesis of 2H-2-(aryl)benzo[d]-1,2,3-triazoles. The most efficient way to identify suitable electrolytic operational conditions is achieved by electrochemical screening.^[39] We report that an operationally very simple galvanostatic electrolysis of 2-nitroazobenzene derivatives in an undivided cell can be used to access both 2H-2-(aryl)benzo[d]-1,2,3-triazoles as well as their N-oxides in high yields from single starting materials. The control of product distribution is achieved easily by controlling only the current density and the amount of applied charge.

We initiated the study by choosing the cyclization of 4'-fluoro-2-nitroazobenzene (**1 a**) to 2H-(4-fluorophenyl)-2-benzo[d]-1,2,3-triazole (**2 a**) and 2H-(4-fluorophenyl)-2-benzo[d]-1,2,3-triazole 1-oxide (**3 a**) as the test reaction for the screening together with modified reaction conditions, which we have previously found highly suitable for nitroarenes.^[37] We first explored different cathode materials such as lead, boron-doped diamond (BDD), glassy carbon (GC), CuSn10Pb10 and CuSn5Pb20 leaded bronzes in a mixture of MeCN/ H_2O (3:1) with AcONa/AcOH (pH 3.7, 0.1 M) buffer additive by using GC as an anode with a 12 mA cm^{-2} current density (Table 1, entries 1–5). Out of these materials, CuSn5Pb20 gave the best result (entry 5).

We then continued by screening several different buffers and additives. Formate buffer (pH 3.7, 0.1 M), Na_2CO_3 (2.67 equiv), and electrolysis in the absence of any additive gave comparable results to AcONa/AcOH buffer (entries 6–8), whereas the use NaOH-additive increased the yield notably (entry 9). We then explored the use of 2.67 equiv of KOH, and $\text{LiOH}\cdot 2\text{H}_2\text{O}$ but these modifications did not improve the obtained yields (Entries 10–11). Changing the anode to stainless steel (SS, 1.4301) undergoes severe corrosion, whereas another SS (VA 1.4571) and nickel furnished slightly lower yields than GC. Finally, after lowering the current density from 12 to 4.1 mA cm^{-2} , exchanging the cathode from CuSn5Pb20 to CuSn7Pb15, and replacing the solvent to MeOH due to the poor solubility of some of the starting materials as well as the slight immiscibility of MeCN and H_2O caused by the added NaOH, we were able to obtain **2 a** in 87% NMR yield (entry 12). In general, the reaction mixtures were clearer in MeOH than in MeCN/ H_2O (3:1). Interestingly, **3 a** could be accumulated as the main product when the current density was even further attenuated to 2.4 mA cm^{-2} (entry 13).

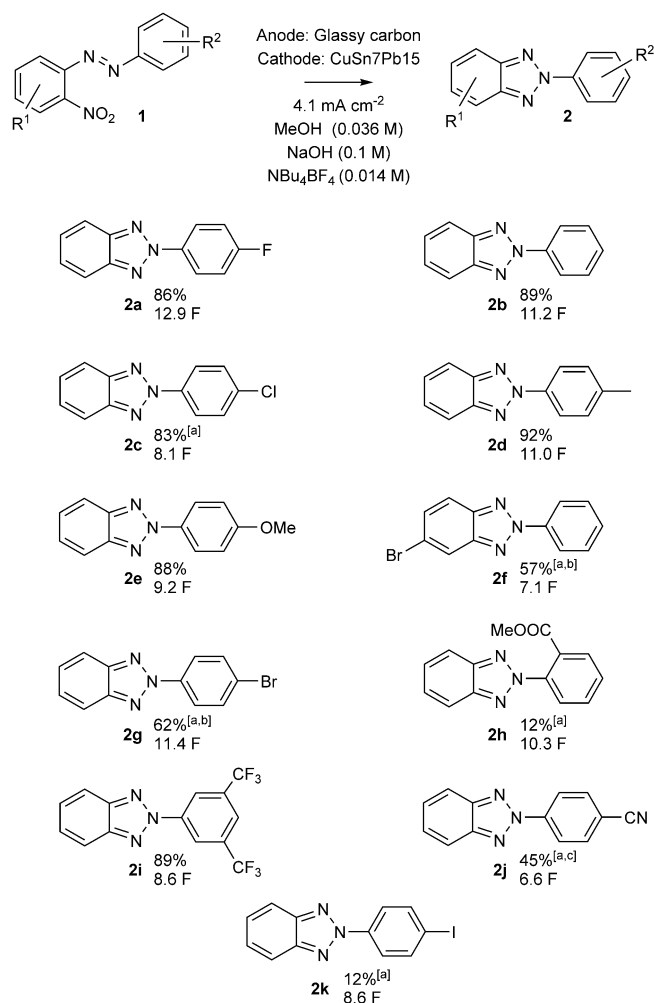
With this set of reaction conditions, we then started to explore the scope of the reaction. We first attempted the synthe-

Table 1. Screening of the reaction conditions.

Entry	Cathode	Additive ^[a,b]	Current density [mA cm ⁻²]	Applied charge [F]	Yield ^[c] [%] of 2a/3a (2a + 3a)
1	BDD	AcONa/AcOH	12	5	18/27 45
2	Pb	AcONa/AcOH	12	5	27/15 42
3	GC	AcONa/AcOH	12	5	16/6 22
4	CuSn10Pb10	AcONa/ AcOH	12	5	36/16 52
5	CuSn5Pb20	AcONa/AcOH	12	5	40/21 61
6	CuSn5Pb20	HCOONa/HCOOH	12	5	40/21 61
7	CuSn5Pb20	Na ₂ CO ₃	12	5	43/16 59
8	CuSn5Pb20	–	12	5	40/19 59
9	CuSn5Pb20	NaOH	12	5	62/24 86
10	CuSn5Pb20	KOH	12	5	48/19 67
11	CuSn5Pb20	LiOH*2H ₂ O	12	5	37/37 74
12 ^[d]	CuSn7Pb15	NaOH	4.1	8.4	87/9 96
13 ^[d]	CuSn7Pb15	NaOH	2.4	8.4	0/94 94

[a] In entries 1–11, NBu₄BF₄ was used at the concentration of 0.01 M and in entries 12–13 at the concentration of 0.014 M. [b] Added as a 0.1 M solution in H₂O (0.025 M) (entries 1–6) or as a solid (entries 9–13) (0.1 M). [c] Conversion-based yield was determined with ¹H or ¹⁹F NMR spectroscopy by using 1,3,5-trimethoxybenzene or NBu₄BF₄ as the internal standard. [d] MeOH was used as a solvent instead of MeCN/H₂O (3:1).

sis of different benzo[*d*]-1,2,3-triazoles with a 4.1 mA cm⁻² current density. In addition to **2a**, which could be isolated in an 86% yield (Scheme 3), also unsubstituted substrate **2b** was obtained in a high 89% yield. To our delight, also electron-rich 2-(4-MePh) (**2d**) and 2-(4-OMePh) (**2e**) substituted compounds were obtained in excellent 92% and 88% yields, respectively. The latter example is in particular important, as the Sb-1 inhibitor (Scheme 1) can be easily accessed from **2e** in 82% yield through demethylation by following a literature-known protocol.^[40] We then explored the halogen-series as they are excellent synthetic handles for further functionalization and they have easy accessible LUMOs that can accept electrons instead of NO₂ or its subsequently reduced reaction intermediates. This tendency could lead to side-reactions, such as dehalogenations, in the employed protic media. Interestingly, 2-(4-ClPh) (**2c**) was obtained in an 83% yield whereas 2-(4-BrPh) (**2g**) was isolated in a 62% yield, together with 6% of the dehalogenat-



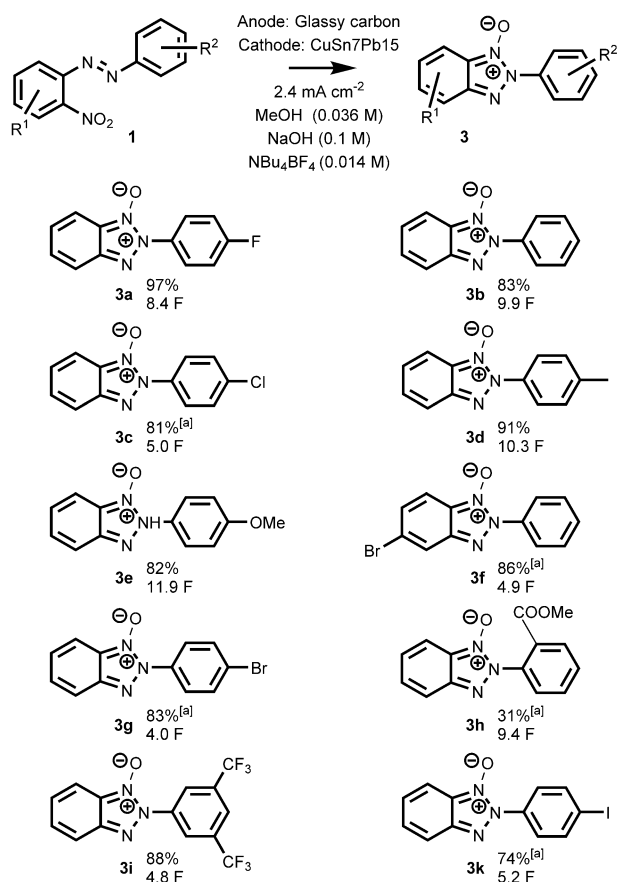
Scheme 3. Scope of the 2*H*-2-(aryl)-benzo[*d*]-1,2,3-triazole synthesis with isolated yields. [a] 3:2 THF/MeOH instead of MeOH. [b] Current density of 2.4 mA cm⁻² was used. [c] 12 equiv of Et₃N instead of NaOH.

ed compound **2b** (Scheme 3). Also, 5-Br-2-Ph (**2f**) substituted benzo[*d*]-1,2,3-triazole could be obtained in a moderate 57% yield. In this case, dehalogenated side product was also observed in the reaction mixture. Unfortunately, we were unable to isolate the 2-(4-IPh) derivative **2k** as the major component (23:77 I/H) with our reaction conditions. Furthermore, we obtained **2f** and **2g** more selectively, when the current density was lowered from 4.1 to 2.4 mA cm⁻². Moreover, 2-(3,5-bis-(CF₃)Ph) derivative **1i** converted readily to **2i** with an excellent yield of 89%. The 2-(4-CNPh) was first obtained in a 29% yield, but when we changed the additive from NaOH to Et₃N (12 equiv), 45% yield was received. Surprisingly, 2-(2-COO-MePh) (**2h**) derivative was obtained in a 12% yield. For **2c**, **2f–2h**, **2j,k**, we used 3:2 THF/MeOH mixture as the reaction solvent, because MeOH alone did not sufficiently solubilize their starting materials.

The reductive cyclization of 2-nitroazobenzenes to 2*H*-2-(aryl)benzo[*d*]-1,2,3-triazoles is a 4 e⁻/4H⁺ process. Therefore, 2*H*-2-(aryl)benzo[*d*]-1,2,3-triazoles N-oxides should become analogously accessible, if the starting materials are only reduced by

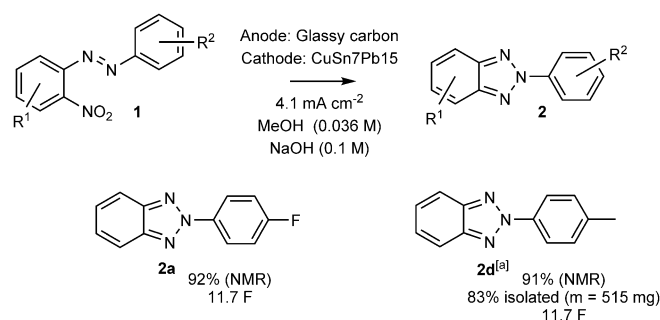
$2e^-/2H^+$. Based on this assumption, we then attempted synthesis of benzo[*d*]-1,2,3-triazole N-oxides. In all cases, we lowered the current density to 2.4 mA cm^{-2} to make reactions more selective (Scheme 4). Again, the electron-rich 2-(4-MePh) (**3d**) and 2-(4-OMePh) (**3e**) were obtained in excellent yields of 91% and 82%, respectively. Also, unsubstituted 2-(Ph) (**3b**), 2-(4-FPh) (**3a**), and 2-(4-ClPh) (**3c**) derivatives were obtained in 83%, 97% and 81% yields, respectively. In addition, 2-(3,5-bis-(CF₃)Ph)-derivative **1i** furnished **3i** in an 88% yield, and **1h** yielded 31% of 2-(2-COOMePh) derivative **3h**. Moreover, we were able to isolate 5-Br-2-Ph (**3f**) and 2-(4-BrPh) (**3g**) with good yields of 83% and 86% and, surprisingly, also 2-(4-IPh) (**3k**) could be obtained in a 74% yield. Although we were unable to obtain 2*H*-2-(4-iodophenyl)benzo[*d*]-1,2,3-triazole (**2k**) directly, the relatively high yield of its N-oxide **3k** indicates that the utilization of iodine-derivatives is also possible in a multistep synthesis. It is conceivable that after stopping the reductive cyclization at the N-oxide state, the iodo substituent can be utilized as a synthetic handle for further functionalization that is followed by electrochemical deoxygenation to functionalized benzo[*d*]-1,2,3-triazoles. As with the synthesis of 2*H*-2-(aryl)benzo[*d*]-1,2,3-triazoles, **3c**, **3f–3h**, **3k** were obtained in 3:2 THF/MeOH mixture.

Regarding the anodic counter reaction, during reaction monitoring in MeOH, we observed evolution of a ¹H NMR reso-



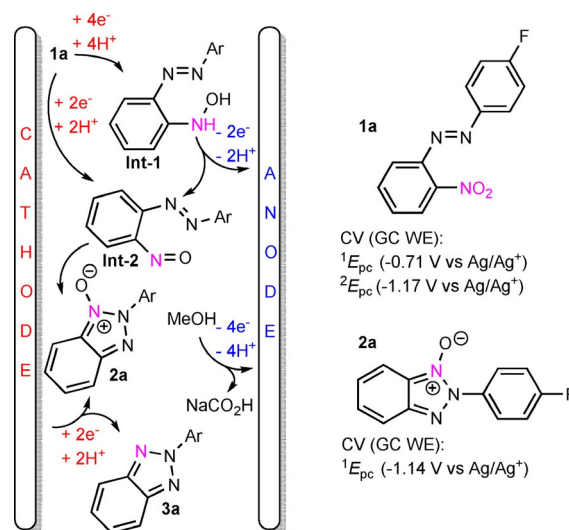
Scheme 4. Scope of the 2*H*-2-(aryl)-benzo[*d*]-1,2,3-triazole N-oxide synthesis with isolated yields. [a] 3:2 THF/MeOH instead of MeOH.

nance at 8.49 ppm that we confirmed to originate from a sodium formate by comparing to an authentic sample. Thus, it is plausible that sodium hydroxide additive has multiple roles in the reaction. On the one hand, it might contribute to the decrease of the oxidation potential of the methanol in the anodic counter oxidation^[41] and, on the other hand, it is an extra electrolyte that lowers the terminal voltage. At this point, we became interested whether NBu₄BF₄ could be omitted altogether from the reaction mixture as this would simplify any downstream processes. Gratifyingly, **2a** and **2d** were obtained in a 92% and a 91% yield (NMR) in the absence of NBu₄BF₄ after passing 11.7 F and 10.6 F of charge, respectively (Scheme 5). Furthermore, reaction of **1d** to **2d** was scaled-up from 0.18 mmol to 3.4 mmol (19×) in the latter experiment, which confirms the excellent robustness and scalability of the studied reaction.



Scheme 5. Experiments without NBu₄BF₄ supporting electrolyte. [a] At 3.4 mmol (*m* = 814 mg).

A plausible mechanistic rationale from preliminary studies is proposed in Scheme 6. At the beginning, **1a** is reduced to nitroso intermediate (**Int-2**) at the cathode either by addition of



Scheme 6. Plausible mechanistic rationale (left) and cyclic voltammetry (CV) *E*_{pc} potentials of **1a–2a** (right). CV measurements with glassy carbon (GC) working, GC counter, and Ag/Ag⁺ reference electrode in saturated LiCl/EtOH by using 150 mV s⁻¹ scan rate in 0.1 M NaOH in MeOH.

$2e^-/2H^+$, or alternatively, by $4e^-/4H^+$, which generates first the hydroxylamine intermediate (**Int-1**) that is further reversibly oxidized at the anode with a loss of $2e^-/2H^+$ to **Int-2**.^[42] Cyclic voltammetry (CV) of **1a** shows two broad reductive waves at -0.71 V and -1.17 V (vs. Ag/Ag^+ , see Supporting Information for further details). Furthermore, from CV of **2a**, we deduce that the latter reductive wave of **1a** is associated to **2a**. Therefore, **2a** can accumulate already during the reductive phase of the CV of **1a** and the oxidation of **Int-1** to **Int-2** is not a prerequisite for the generation of **2a**. Next, 5-atom 6π -electrocyclization converts **Int-2** to **2a**. Calculations at DLPNO-CCSD(T)/def2-QZVPP/SMD(MeOH)//PBE0-D3/def2-TZVP/CPCM(MeOH) level of theory reveal that the electrocyclization of **Int-2(b)** to **2b** has a ΔG^\ddagger of 8.2 kcal mol⁻¹ and the cyclization is overall exothermic by -17.1 kcal mol⁻¹ (Supporting Information). After electrocyclization, $2e^-/2H^+$ reduction of N-oxide furnishes the final product. At the anode, methanol oxidation to sodium formate supplies electrons for the reduction.

To conclude, we have realized an efficient synthetic protocol for accessing both *2H-2*-(aryl)-benzo[*d*]-1,2,3-triazoles and their N-oxides from the same starting materials. The developed electrochemical conditions have several elements that make it highly interesting over its precedents in academic and industrial settings. The reactions are set up under operationally very simple galvanostatic conditions in an undivided cell and the reductive cyclizations can be optionally performed by using inexpensive NaOH as both the supporting electrolyte and additive, which simplifies possible downstream processes. Furthermore, leaded bronze cathodes and glassy carbon anodes are safe and sustainable materials, and the scalable and robust reaction proceeds in general with high yields and tolerates several challenging functional groups.

Experimental Section

General protocol for the synthesis of *2H-2*-(aryl)benzo[*d*]-1,2,3-triazoles and *2H-2*-(aryl)benzo[*d*]-1,2,3-triazole N-oxide derivatives: Starting material (0.18 mmol), NBu_4BF_4 (0.07 mmol), and NaOH (0.5 mmol) or Et_3N (2.16 mmol) were dissolved to either MeOH or 3:2 THF/MeOH (5 mL). The reaction mixture was then stirred for about 30 min at $33-37^\circ C$ (RT) and during that time the $CuSn_7Pb_{15}$ cathode was gently polished and glassy carbon anode was cleaned with H_2O and acetone before constant current electrolysis (either 2.4 or 4.1 mA cm⁻²) was started. The reaction was controlled by analyzing the crude reaction mixture periodically by ¹H or ¹⁹F NMR. Once the reaction was complete, the reaction mixture was evaporated. Purification of the crude material by flash column chromatography (SiO_2) by using mixtures of cyclohexane/ethyl acetate as eluents afforded the title compounds.

Acknowledgements

Support by the DFG (Wa1276/17-2) is highly appreciated. T.W. gratefully acknowledges the fellowship by the Oskar Huttunen Foundation.

Conflict of interest

The authors declare no conflict of interest.

Keywords: azo compounds • electrochemistry • nitrogen heterocycles • reduction • sustainable chemistry

- [1] E. Obijalska, P. Kaszynski, A. Jankowiak, V. G. Young, *Polyhedron* **2011**, *30*, 1339–1348.
- [2] O. de Moor, C. R. Dorgan, P. D. Johnson, A. G. Lambert, C. Lecci, C. Maillo, G. Nugent, S. D. Poignant, P. D. Price, R. J. Pye, R. Storer, J. M. Tinsley, R. Vickers, R. van Well, F. J. Wilkes, F. X. Wilson, S. P. Wren, G. M. Wynne, *Bioorg. Med. Chem. Lett.* **2011**, *21*, 4828–4831.
- [3] R. Loddo, F. Novelli, A. Sparatore, B. Tasso, M. Tonelli, V. Boido, F. Sparatore, G. Collu, I. Delogu, G. Giliberti, P. La Colla, *Bioorg. Med. Chem.* **2015**, *23*, 7024–7034.
- [4] J. Tanabe, C. Lennartz, *Fluorescent Organic Light Emitting Elements Having High Efficiency* (US 9853224 B2), **2017**.
- [5] Q. Tian, X. Chen, W. Liu, Z. Wang, S. Shi, C. Kuang, *Org. Biomol. Chem.* **2013**, *11*, 7830–7833.
- [6] a) S. Ueda, M. Su, S. L. Buchwald, *Angew. Chem. Int. Ed.* **2011**, *50*, 8944–8947; *Angew. Chem.* **2011**, *123*, 9106–9109; b) I. P. Beletskaya, D. V. Davydov, M. Moreno-Mañas, *Tetrahedron Lett.* **1998**, *39*, 5617–5620.
- [7] T. Garnier, M. Danel, V. Magné, A. Pujol, V. Bénétteau, P. Pale, S. Chassaigne, *J. Org. Chem.* **2018**, *83*, 6408–6422.
- [8] S. Shi, C. Kuang, *J. Org. Chem.* **2014**, *79*, 6105–6112.
- [9] a) I. P. Beletskaya, D. V. Davydov, M. Moreno-Mañas, *Tetrahedron Lett.* **1998**, *39*, 5621–5622; b) D. V. Davydov, V. V. Chernyshev, V. B. Rybakov, Y. F. Oprunenko, I. P. Beletskaya, *Mendeleev Commun.* **2018**, *28*, 287–289.
- [10] a) S. Riedmüller, B. Nachtsheim, *Synlett* **2015**, *26*, 651–655; b) S. Roshandel, M. J. Lunn, G. Rasul, D. S. M. Ravinson, S. C. Suri, G. K. S. Prakash, *Org. Lett.* **2019**, *21*, 6255–6258.
- [11] Z. Liu, R. C. Larock, *J. Org. Chem.* **2006**, *71*, 3198–3209.
- [12] Y. Liu, W. Yan, Y. Chen, J. L. Petersen, X. Shi, *Org. Lett.* **2008**, *10*, 5389–5392.
- [13] T. Ryu, J. Min, W. Choi, W. H. Jeon, P. H. Lee, *Org. Lett.* **2014**, *16*, 2810–2813.
- [14] H. Li, H. Deng, *Synthesis* **2017**, *49*, 2711–2720.
- [15] J. Jo, H. Y. Lee, W. Liu, A. Olasz, C.-H. Chen, D. Lee, *J. Am. Chem. Soc.* **2012**, *134*, 16000–16007.
- [16] M. P. Terpugova, Y. I. Amosov, I. L. Kotlyarevskii, *Russ. Chem. Bull.* **1982**, *31*, 1040–1042.
- [17] L. K. Dyal, J. J. Harvey, T. B. Jarman, *Aust. J. Chem.* **1992**, *45*, 371–384.
- [18] L. K. Dyal, *Aust. J. Chem.* **1984**, *37*, 2013–2026.
- [19] a) J. H. Hall, *J. Org. Chem.* **1968**, *33*, 2954–2956; b) T. Zincke, H. Jaenke, *Ber. Dtsch. Chem. Ges.* **1888**, *21*, 540–548; c) T. Zincke, A. Th. Lawson, *Ber. Dtsch. Chem. Ges.* **1887**, *20*, 1176–1183; d) R. A. Carboni, J. E. Castle, *J. Am. Chem. Soc.* **1962**, *84*, 2453–2454; e) R. A. Carboni, J. C. Kauer, J. E. Castle, H. E. Simmons, *J. Am. Chem. Soc.* **1967**, *89*, 2618–2625.
- [20] P. Spagnolo, P. Zanirato, *J. Chem. Soc. Perkin Trans. 1* **1988**, 2615–2620.
- [21] N. Khatun, A. Modi, W. Ali, B. K. Patel, *J. Org. Chem.* **2015**, *80*, 9662–9670.
- [22] a) X. Shang, S. Zhao, W. Chen, C. Chen, H. Qiu, *Chem. Eur. J.* **2014**, *20*, 1825–1828; b) J. Li, W. Cong, Z. Gao, J. Zhang, H. Yang, G. Jiang, *Org. Biomol. Chem.* **2018**, *16*, 3479–3486.
- [23] T. V. Nykaza, T. S. Harrison, A. Ghosh, R. A. Putnik, A. T. Radosevich, *J. Am. Chem. Soc.* **2017**, *139*, 6839–6842.
- [24] a) J. Dong, B. Jin, P. Sun, *Org. Lett.* **2014**, *16*, 4540–4542; b) G.-B. Liu, H.-Y. Zhao, H.-J. Yang, X. Gao, M.-K. Li, T. Thiemann, *Adv. Synth. Catal.* **2007**, *349*, 1637–1640; c) A. Recca, E. Libertini, P. Finocchiaro, H. S. Munro, D. T. Clark, *Macromolecules* **1988**, *21*, 2641–2642.
- [25] B. H. Kim, S. K. Kim, Y. S. Lee, Y. M. Jun, W. Baik, B. M. Lee, *Tetrahedron Lett.* **1997**, *38*, 8303–8306.
- [26] J. F. K. Wilshire, *Aust. J. Chem.* **1988**, *41*, 617–622.
- [27] a) J. Rosevear, J. F. K. Wilshire, *Aust. J. Chem.* **1984**, *37*, 2489–2497; b) S. Tanimoto, T. Kamano, *Synthesis* **1986**, *1986*, 647–649.

- [28] W. Baik, T. H. Park, B. H. Kim, Y. M. Jun, *J. Org. Chem.* **1995**, *60*, 5683–5685.
- [29] M. Pizzotti, S. Cenini, R. Psaro, S. Costanzi, *J. Mol. Catal.* **1990**, *63*, 299–304.
- [30] J. Li, H. Zhou, J. Zhang, H. Yang, G. Jiang, *Chem. Commun.* **2016**, *52*, 9589–9592.
- [31] For extensive list of methods in the patent literature, please refer to Ref. 24b.
- [32] K. Elbs, W. Keiper, *J. Prakt. Chem.* **1902**, *67*, 580–584.
- [33] B. Hyo Kim, D. Byung Lee, D. Ho Kim, R. Han, Y. Moo Jun, W. Baik, *Heterocycles* **2000**, *53*, 841–850.
- [34] P. G. Houghton, D. F. Pipe, C. W. Rees, *J. Chem. Soc. Perkin Trans. 1* **1985**, 1471–1479.
- [35] a) B. A. Frontana-Urbe, R. D. Little, J. G. Ibanez, A. Palma, R. Vasquez-Medrano, *Green Chem.* **2010**, *12*, 2099–2119; b) E. J. Horn, B. R. Rosen, P. S. Baran, *ACS Cent. Sci.* **2016**, *2*, 302–308; c) Y. Jiang, K. Xu, C. Zeng, *Chem. Rev.* **2018**, *118*, 4485–4540; d) M. D. Kärkäs, *Chem. Soc. Rev.* **2018**, *47*, 5786–5865; e) S. Möhle, M. Zirbes, E. Rodrigo, T. Gieshoff, A. Wiebe, S. R. Waldvogel, *Angew. Chem. Int. Ed.* **2018**, *57*, 6018–6041; *Angew. Chem.* **2018**, *130*, 6124–6149; f) A. Wiebe, T. Gieshoff, S. Möhle, E. Rodrigo, M. Zirbes, S. R. Waldvogel, *Angew. Chem. Int. Ed.* **2018**, *57*, 5594–5619; *Angew. Chem.* **2018**, *130*, 5694–5721.
- [36] S. R. Waldvogel, S. Lips, M. Selt, B. Riehl, C. J. Kampf, *Chem. Rev.* **2018**, *118*, 6706–6765.
- [37] a) E. Rodrigo, S. R. Waldvogel, *Green Chem.* **2018**, *20*, 2013–2017; b) E. Rodrigo, S. R. Waldvogel, *Chem. Sci.* **2019**, *10*, 2044–2047; c) E. Rodrigo, H. Baunis, E. Suna, S. R. Waldvogel, *Chem. Commun.* **2019**, *55*, 12255–12258.
- [38] a) C. Gütz, V. Grimaudo, M. Holtkamp, M. Hartmer, J. Werra, L. Frensemeier, A. Kehl, U. Karst, P. Broekmann, S. R. Waldvogel, *ChemElectroChem* **2018**, *5*, 247–252; b) C. Gütz, M. Bänziger, C. Bucher, T. R. Galvão, S. R. Waldvogel, *Org. Process Res. Dev.* **2015**, *19*, 1428–1433; c) C. Gütz, M. Selt, M. Bänziger, C. Bucher, C. Römel, N. Hecken, F. Gallou, T. R. Galvão, S. R. Waldvogel, *Chem. Eur. J.* **2015**, *21*, 13878–13882; d) M. d. J. Gálvez-Vázquez, P. Moreno-García, H. Guo, Y. Hou, A. Dutta, S. R. Waldvogel, P. Broekmann, *ChemElectroChem* **2019**, *6*, 2324–2330.
- [39] a) C. Gütz, B. Klöckner, S. R. Waldvogel, *Org. Process Res. Dev.* **2016**, *20*, 26–32; b) S. Lips, D. Schollmeyer, R. Franke, S. R. Waldvogel, *Angew. Chem. Int. Ed.* **2018**, *57*, 13325–13329; *Angew. Chem.* **2018**, *130*, 13509–13513; c) S. Lips, B. A. Frontana-Urbe, M. Dörr, D. Schollmeyer, R. Franke, S. R. Waldvogel, *Chem. Eur. J.* **2018**, *24*, 6057–6061; d) A. Wiebe, S. Lips, D. Schollmeyer, R. Franke, S. R. Waldvogel, *Angew. Chem. Int. Ed.* **2017**, *56*, 14727–14731; *Angew. Chem.* **2017**, *129*, 14920–14925; e) S. Lips, A. Wiebe, B. Elsler, D. Schollmeyer, K. M. Dyballa, R. Franke, S. R. Waldvogel, *Angew. Chem. Int. Ed.* **2016**, *55*, 10872–10876; *Angew. Chem.* **2016**, *128*, 11031–11035; f) A. Wiebe, D. Schollmeyer, K. M. Dyballa, R. Franke, S. R. Waldvogel, *Angew. Chem. Int. Ed.* **2016**, *55*, 11801–11805; *Angew. Chem.* **2016**, *128*, 11979–11983.
- [40] J. Rosevear, J. F. K. Wilshire, *Aust. J. Chem.* **1987**, *40*, 1663–1673.
- [41] Y. Kwon, S. C. S. Lai, P. Rodriguez, M. T. M. Koper, *J. Am. Chem. Soc.* **2011**, *133*, 6914–6917.
- [42] Some electroreductive intramolecular cyclizations of nitro derivatives have been reported to proceed through phenylhydroxylamine intermediates that are oxidized to nitroso-derivatives. See for example: B. A. Frontana-Urbe, C. Moinet, *Tetrahedron* **1998**, *54*, 3197–3206.

Manuscript received: December 31, 2019

Accepted manuscript online: January 29, 2020

Version of record online: March 30, 2020